



JETBEAM®

HR30 TYPE C Fast Charging Headlamp
950 LM

USB Type C Fast Charging Headlamp

- Max Output of 950 Lumens
- Red and White Dual Light Source
- Compatible with a Variety of Batteries
- 160 ° Rotatable Design





JETBEAM®

HR30 TYPE C Fast Charging Headlamp
950 LM



Using Luminus SST40 N5 LED with advanced constant current circuit design,
the max output can be up to **950** lumens, throw distance **120** meters and runtime **100** hours



HR30 TYPE C Fast Charging Headlamp
950 LM

Convenient Front Single Switch for All Functions

On/ Off

Keep pressing the power switch for 0.5 second to turn on/off the headlamp

Easy access to two light sources with six outputs

When the light is on, click the switch to cycle through Turbo-Red light-Eco-Low-Mid-High-Turbo with memory function

Power Indicator

Click the switch when light is off to know the power level at any time





JETBeam®

HR30 TYPE C Fast Charging Headlamp
950 LM

Plug in Your Cord Always Correctly
/ Fast Charging

2600mAh/3.7V

Only needs

3 hours



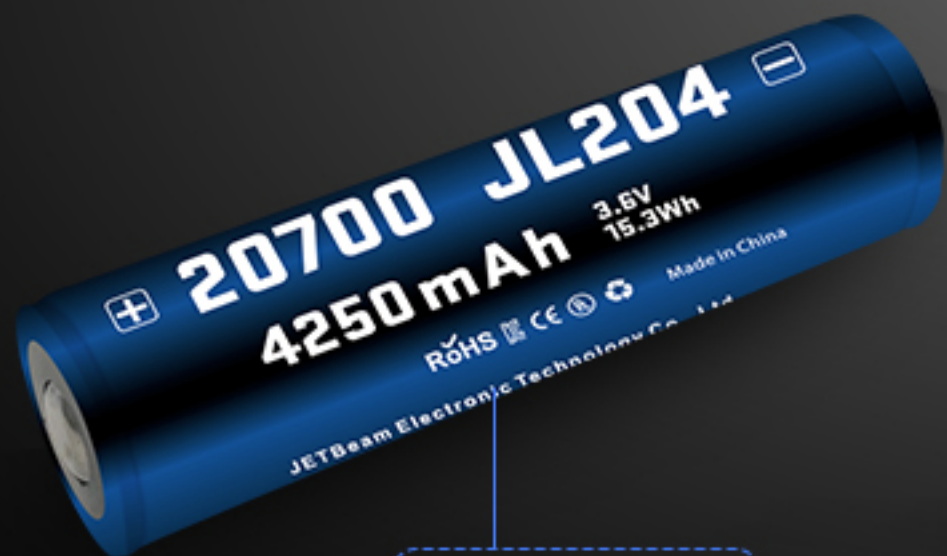
*Do use the included standard charging adaptor. The mentioned charging time is lab-tested with JETBeam 3.7V/2600mAh Li-ion battery, which may vary in different environments.

Compatible with a Variety of Batteries

Uses one **18650** rechargeable Li-ion battery

Or One **20700** Li-ion battery(unprotected)

Or two **CR123A** Li-ion battery(cannot charge the headlamp)



JETBeam
20700 Li-ion battery

or



JETBeam
18650 Li-ion battery

or

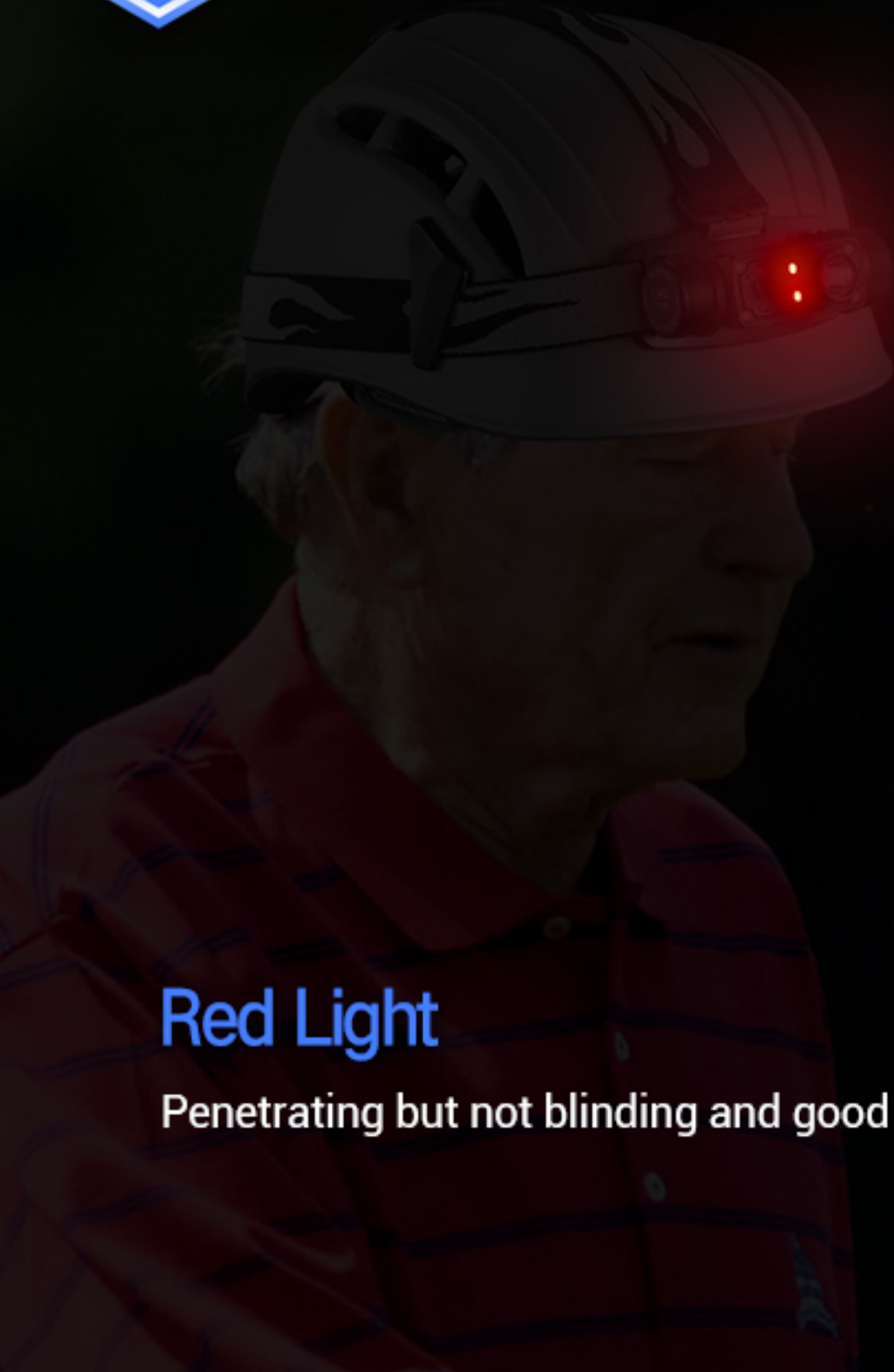


CR123A Li-ion battery



JETBEAM®

HR30 TYPE C Fast Charging Headlamp
950 LM



Red Light

Penetrating but not blinding and good for eyes



JETBEAM®

HR30 TYPE C Fast Charging Headlamp
950 LM



160°

160° Rotatable Design

Multi-angle Lighting for Different Applications



JETBEAM®

HR30 TYPE C Fast Charging Headlamp
950 LM



■ IPX-7 Waterproof Rating (1 Meter under Water)



JETBEAM®

HR30 TYPE C Fast Charging Headlamp
950 LM



Good for different use with tail magnet and clip

HR30 can be used as a signal light, camp light, or backpack light after being removed from the bracket



JETBEAM®

HR30 TYPE C Fast Charging Headlamp

950 LM

Stainless Clip



Ergonomic Bracket

160° Rotatable Design

Multi-angle Lighting for Different Applications

Convenient Front On/Off Switch
On/off / Mode Switch/Power Indicator

Red Light

Penetrating but not blinding and good for eyes

Luminus SST40 N5 LED

Toughened ultra-clear mineral glass with anti-reflective coating

Metal Body

Higher strength and better heat dissipation performance







Tail Magnet Function

USB Type-C Fast Charge Port



Only takes three hours for full charge



Accessories
Included for Free:

 2* O-ring	 USB type-C charge cable	 1*3.7V 2600mAh 18650 Li-ion battery
 head band	 headlamp bracket	 clip

Optional
Accessories:

 3.6V 3500mAh 18650 Li-ion battery	 20700 unprotected Li-ion battery
---	---





JETBEAM®

HR30 TYPE C Fast Charging Headlamp
950 LM

- Specially designed for hiking, camping, climbing and construction operation
- Uses a Luminus SST40 N5 LED with a lifespan of 50,000 hours
- Driven by 1*18650 Li-ion battery or 1*20700 battery (unprotected) or 2*CR123A (cannot charge the headlamp) achieves max output of 950 lumens and beam distance of 120 meters
- USB Type C fast charging
- A convenient front switch for easy access to all outputs
- Power indicator and low power warning function
- Reverse polarity protection to protect from improper battery installation
- 160° rotatable design allows multi-angle lighting for different applications
- Removable bracket and detachable clip designs
- Tail magnet function
- Made of durable aero-grade aluminum alloy
- HAIII military grade hard-anodized finish
- Waterproof rating of IPX-7 (1 meter under water)
- 1.5 meters impact resistance
- Size: 44.5mm(head)*46mm(body)*87mm(length)
- Weight: 105g (excluding battery)





JETBeam®

HR30 TYPE C Fast Charging Headlamp 950 LM

FL1 STANDARD	Turbo 20700	Turbo 18650	High 18650	Mid 18650	Low 18650	Eco 18650	Red light 18650
	950	950	400	150	50	5	1
	4h	2.8h	3.8h	10.5h	30h	100h	100h
	3600cd (Beam Intensity)						
	120m (Beam Distance)						
	1.5m (Impact Resistance)						
	IPX7 (Underwater 1 meter)						

Note: The above data complies with American National Standard Institute ANSI/NEMA F11 Standard. Data was obtained by using one JETBeam 3.6V 3500mAh rechargeable 18650 battery and 3.6V 4250mAh 20700 unprotected Li-ion battery in lab. Different data may result when using different batteries.